



2010-2011 GMT Reports for District (or Undistricted) **District 105 | NORTHERN**

GMT: **HOWARD PATRICK LEE**

Location: **NORTHERN IRELAND**

GMT CA: **4**

CLUBS

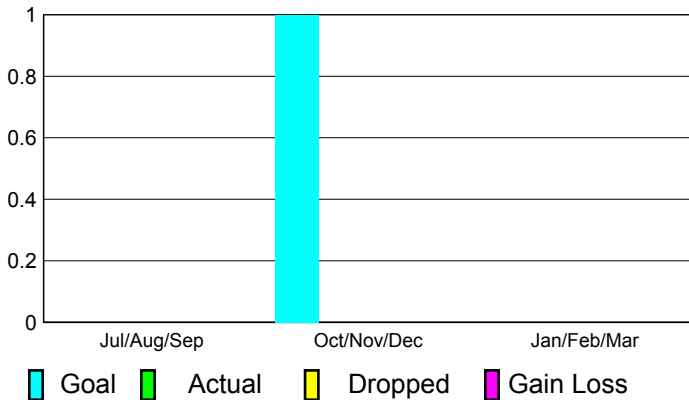
**Club Results
2010-2011**

**Clubs
2009-2010**

Month	New Club Goal	Actual New Clubs	Actual Dropped Clubs	Gain/Loss of Clubs	Gain/Loss of Clubs
Jul/Aug/Sep	0	0	0	0	0
Oct/Nov/Dec	1	0	0	0	0
Jan/Feb/Mar	0	0	0	0	0
Totals	1	0	0	0	0

Club Results 2010-2011

Goal, New, Dropped, Gain/Loss



MEMBERSHIP

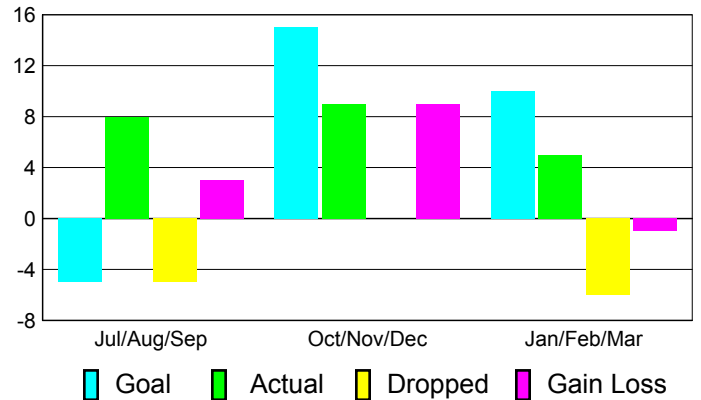
**Membership Results
2010-2011**

**Membership
2009-2010**

Month	Net Memb Goal	Actual New Memb	Actual Dropped Memb	Gain/Loss of Memb	Gain/Loss of Memb
Jul/Aug/Sep	-5	8	-5	3	-5
Oct/Nov/Dec	15	9	0	9	-6
Jan/Feb/Mar	10	5	-6	-1	-5
Totals	20	22	-11	11	-16


Membership Results 2010-2011

Goal, New, Dropped, Gain/Loss



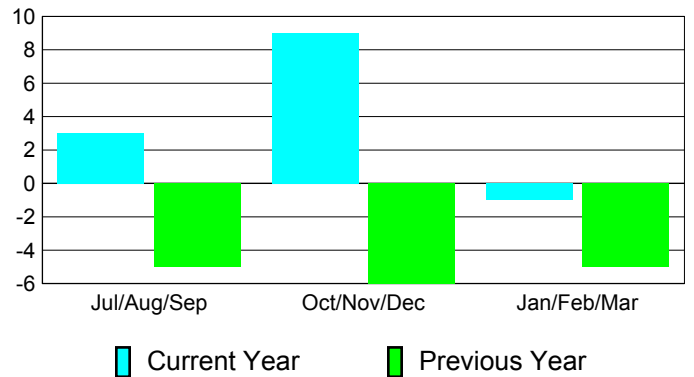
Comparison of Club Gain/Loss

Current Year Compared to the Previous Year




Comparison of Membership Gain/Loss

Current Year Compared to the Previous Year

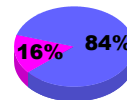


YTD Status Quo Clubs 2010-2011

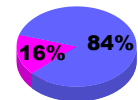
Status Quo Clubs Compared to Status Quo Members



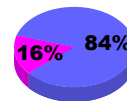
Gender Comparison 2010-2011



Jul/Aug/Sep



Oct/Nov/Dec



Jan/Feb/Mar

Male

Female



2010-2011 GMT Reports for District (or Undistricted) **District 105 I REPUBLIC OF**

GMT: **HOWARD PATRICK LEE**

Location: **REPUBLIC OF IRELAND**

GMT CA: **4**

CLUBS

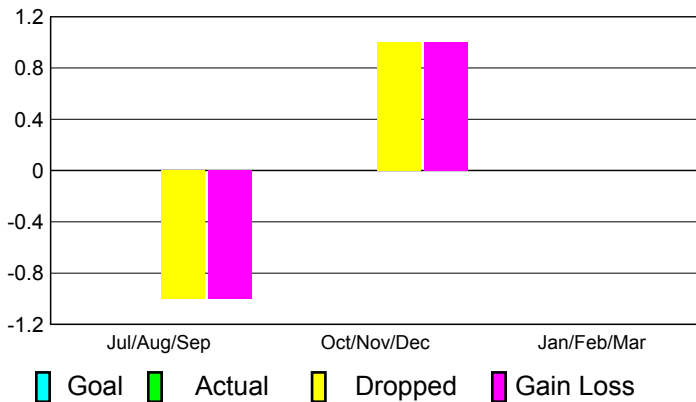
Club Results
2010-2011

Clubs
2009-2010

Month	New Club Goal	Actual New Clubs	Actual Dropped Clubs	Gain/Loss of Clubs	Gain/Loss of Clubs
Jul/Aug/Sep	0	0	-1	-1	0
Oct/Nov/Dec	0	0	1	1	0
Jan/Feb/Mar	0	0	0	0	1
Totals	0	0	0	0	1

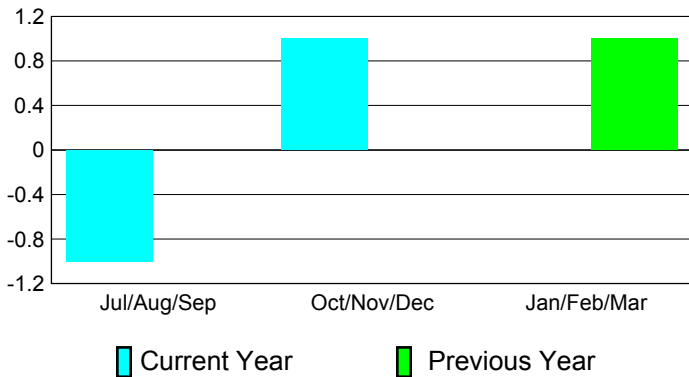
Club Results 2010-2011

Goal, New, Dropped, Gain/Loss




Comparison of Club Gain/Loss

Current Year Compared to the Previous Year



YTD Status Quo Clubs 2010-2011

Status Quo Clubs Compared to Status Quo Members



MEMBERSHIP

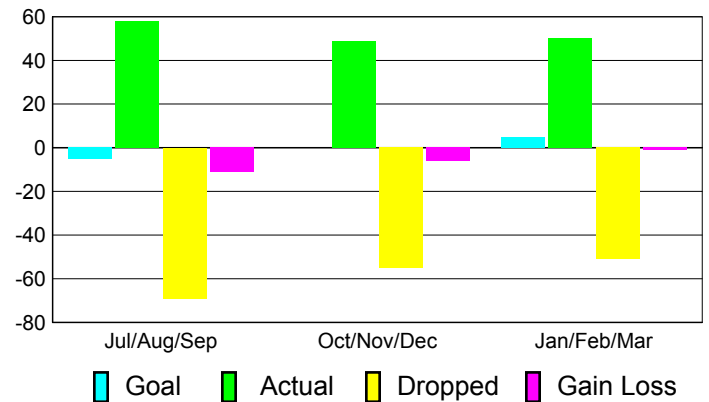
Membership Results
2010-2011

Membership
2009-2010

Month	Net Memb Goal	Actual New Memb	Actual Dropped Memb	Gain/Loss of Memb	Gain/Loss of Memb
Jul/Aug/Sep	-5	58	-69	-11	-107
Oct/Nov/Dec	0	49	-55	-6	-39
Jan/Feb/Mar	5	50	-51	-1	18
Totals	0	157	-175	-18	-128

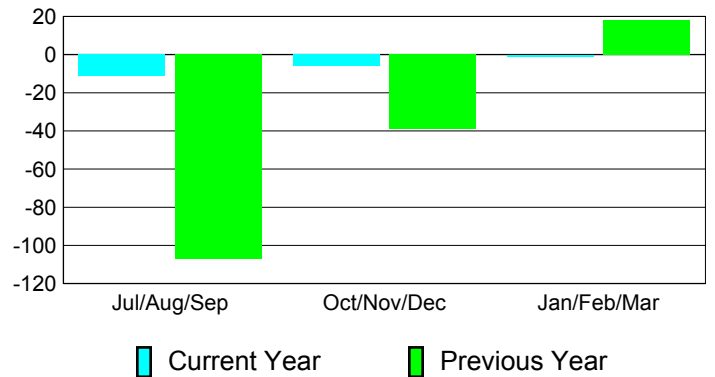
Membership Results 2010-2011

Goal, New, Dropped, Gain/Loss

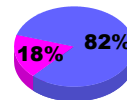


Comparison of Membership Gain/Loss

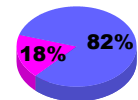
Current Year Compared to the Previous Year



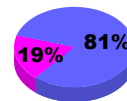
Gender Comparison 2010-2011



Jul/Aug/Sep



Oct/Nov/Dec



Jan/Feb/Mar

Male

Female